

## How to set up a parent/guardian account using the web

1. Type in ClassDojo on your internet browser or use the attached link to take you to the website. <https://www.classdojo.com/en-gb/>
2. Under “Sign up as...” click on the “Parent” logo.



3. Enter your personal information and click “Sign up”. If you wish to read the Privacy Policy and Terms and Conditions, click on the blue links above the Sign Up button.

**Sign up as a parent**

First name

Last name

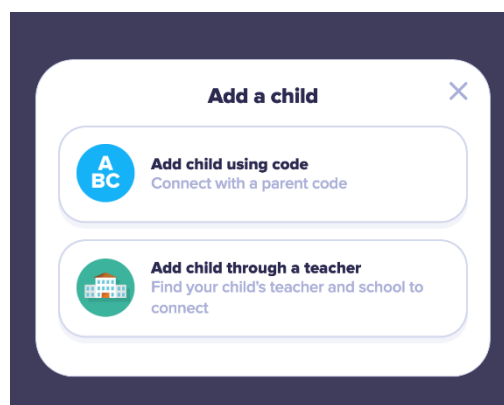
Email

Password

By signing up, you agree to ClassDojo's [Terms of Service](#) and [Privacy Policy](#)

Already have a parent account?  
[Log in here](#)

4. Using your child’s invitation code found on their login sheet, select “Add child using code”. Enter that code into the box and it should automatically connect you to your child’s class.

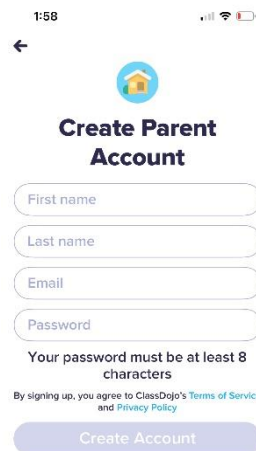


## How to set up a parent/guardian account using the app

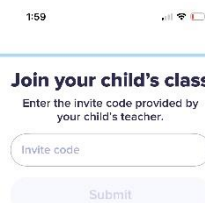
1. Download the ClassDojo app from the App Store/ Android Store.
2. Click "I'm a parent"



3. Enter your personal information and click "Sign up". If you wish to read the Privacy Policy and Terms and Conditions, click on the blue links above the Sign Up button.



4. Using your child's invitation code found on their login sheet, enter that code into the box and it should automatically connect you to your child's class.



## Family Help Pages

**How to view your child's feedback point record:**

<https://classdojo.zendesk.com/hc/en-us/articles/360027931771-View-Your-Child-s-Point-Report#web>

**How to translate messages and stories:**

<https://classdojo.zendesk.com/hc/en-us/articles/205189853-Translate-Messages-and-Story-Posts#web>

**Adding multiple children to 1 parent account:**

<https://classdojo.zendesk.com/hc/en-us/articles/207455273-Adding-Multiple-Students-or-Classes-to-a-Parent-Account#web>

**How to reset a password:**

<https://classdojo.zendesk.com/hc/en-us/articles/201892699-Reset-a-Lost-or-Forgotten-Password#web>

**How to edit what notifications are sent to you by ClassDojo:**

<https://classdojo.zendesk.com/hc/en-us/articles/360050778411-Notifications-and-Your-Parent-Account#web>

**How to change the account language:**

<https://classdojo.zendesk.com/hc/en-us/articles/360050497151-Change-Your-Parent-Account-s-Language-#web>

**How to access your child's ClassDojo account:**

<https://classdojo.zendesk.com/hc/en-us/articles/360052406531-Login-from-Your-Parent-s-Account#web>

**How to switch between parent and student account:**

<https://classdojo.zendesk.com/hc/en-us/articles/360026692752-Toggle-Between-Your-Parent-and-Student-Accounts#web>

**How to access and respond to activities from a student account:**

<https://classdojo.zendesk.com/hc/en-us/articles/360047763572-Access-and-Respond-to-Assigned-Activities-in-the-Student-Account#web>

**More help pages can be found here:**

<https://classdojo.zendesk.com/hc/en-us/categories/200185365-For-families>